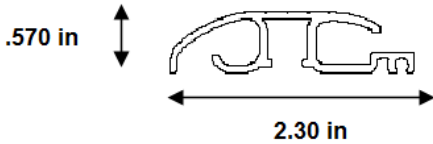
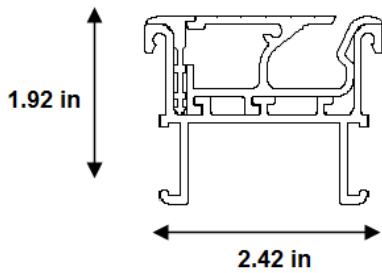


## Recessed Topguide & Recessed Guide Options



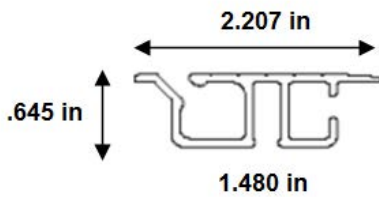
### Topguide

Screwed to the top of the pool deck. Poured concrete is best. Pavers must be mortared down.



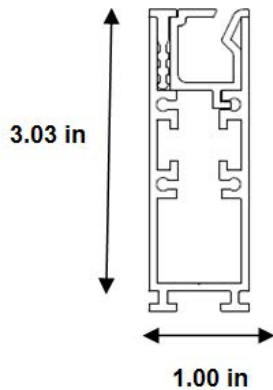
### Recessed Horizontal Guide (RHG)

Must be set in poured concrete deck. Used only as an assembly with the housing, track and spacer.



### Recessed Horizontal Screw-Down

Channels for guide must be cut in deck or formed at pour.



### Slim Flush Guide

Must be poured in concrete deck. Used only as an assembly with the housing, track and spacer.